






Rates, Fees & Specials

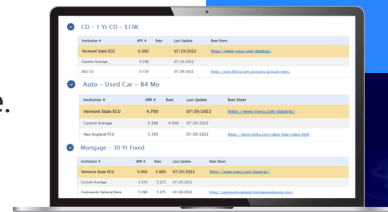
You can't use old, outdated methods to compete in this new market. Manually checking competitor rates just doesn't work anymore. Data is outdated, incomplete and often inaccurate.

RateShop uses modern, advanced technology to deliver real-time, always accurate, competitive intelligence to you.

RateShop Reports are a live snapshot of deposit and loan rates, fees and specials for all your competitors in one click. Rates are updated everyday on a daily or hourly basis for all competitors in your report. No other solution keeps you competitively tuned-in like RateShop Reports.

RateShop make you a smarter competitor—Here's why:

-  **Technology.** RateShop research methods and analytics are modern, utilizing the latest in automation, machine learning, artificial intelligence and business analytics.
-  **Accuracy.** RateShop utilizes sophisticated error checking that is not possible without advanced automation. Real-time RateShop Reports are backed by an **Always Accurate Guarantee™**. It's right or it's free.
-  **Timeliness.** You can not get any more timely then real-time. All competitors on your report are updated hourly or daily.
-  **Reliability.** Reports are always on time and there when you need them, 24/7/365. RateShop automation ensures the data that appears on your report is updated exactly the same way every time: Consistently error-free, every time.
-  **Deep Knowledge.** RateShop updates 75+ deposit & loan products and terms, providing in-depth insight into your competitors' offerings. Each rate is only one click away from all product details and disclosures giving you a deep understanding behind each rate.



Real-time rates updated daily or hourly



Select your competitors



75+ deposit & loan products



Meeting ready reports

 **Always Accurate**
GUARANTEE
It's right or its free

Build Your Custom Report • No Obligation

www.rateshopreports.com • 888-216-7601

RateShop Customized Reports and Dashboards



ABC Financial
Monday, April 9, 2023



Regular Savings	BPC APY	Basic Checking	BPC APY	Money Market - \$10k	BPC APY	Money Market - \$25k	BPC APY
Think Mutual Bank	0.40	Baxter CU	4.00	University of Wisconsin C.U.	3 3.23	University of Wisconsin C.U.	3 3.23
New England FCU	0.20	Achewa CU	1.00	New England FCU	1.51	Think Mutual Bank	1.60
Sovay Bank	0.10	SWC CU	0.40	North Shore Bank FSB	1.50	New England FCU	1.51
SWC CU	0.10	Forte Bank	0.15	Think Mutual Bank	1.45	North Shore Bank FSB	1.50
North Shore Bank FSB	0.08	Pacific Service CU	0.10	SWC CU	1.15	SWC CU	1.15
Achewa CU	0.05	New England FCU	0.05	Pacific Service CU	0.90	Pacific Service CU	1.10
Pacific Service CU	0.05	Think Mutual Bank	0.05	Forte Bank	0.75	Forte Bank	1.00
University of Wisconsin C.U.	0.03	Sovay Bank	0.02	Achewa CU	0.30	Achewa CU	0.45
Heartland Bank	0.02	Heartland Bank	0.01	Baxter CU	0.30	Baxter CU	0.40
Baxter CU	0.01	North Shore Bank FSB	0.01	Sovay Bank	0.25	Sovay Bank	0.35
Forte Bank	NP	University of Wisconsin C.U.	0.01	Heartland Bank	0.08	Heartland Bank	0.05
Competitor Average	0.10	Competitor Average	0.54	Competitor Average	1.03	Competitor Average	1.12

Money Market - \$50k	BPC APY	Money Market - \$100k	BPC APY	Money Market - \$250k	BPC APY	3 Mo CD - \$10k	BPC APY
University of Wisconsin C.U.	3 3.33	University of Wisconsin C.U.	3 3.43	University of Wisconsin C.U.	3 3.53	Think Mutual Bank	3.60
New England FCU	2.27	New England FCU	2.63	New England FCU	3.14	Achewa CU	2.50
Think Mutual Bank	1.80	SWC CU	2.00	SWC CU	2.00	New England FCU	2.27
North Shore Bank FSB	1.50	Think Mutual Bank	2.00	Think Mutual Bank	2.00	SWC CU	1.80
SWC CU	1.25	Forte Bank	1.51	Forte Bank	1.78	Pacific Service CU	1.80
Pacific Service CU	1.10	North Shore Bank FSB	1.50	Pacific Service CU	1.65	Baxter CU	0.75
Forte Bank	1.00	Pacific Service CU	1.50	North Shore Bank FSB	1.50	Sovay Bank	0.75

Print Ready PDF Reports

Custom PDF Reports provide a print ready, concise layout. All rates are updated daily or hourly.

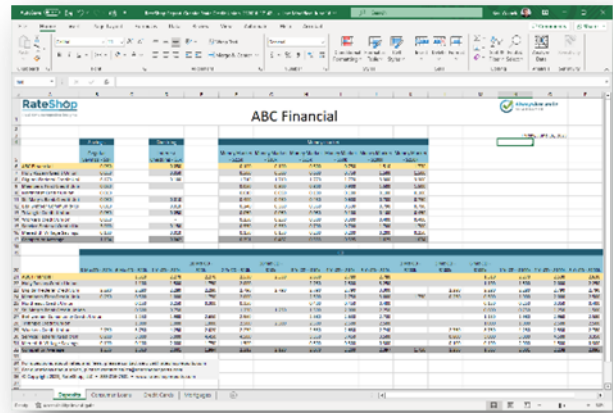
Reports are customized with the same list of product and competitors in your online RateShop Report. Basis point trends up and down are compared week-over-week.

Print Ready in One Click

RateShop Custom Spreadsheet

Custom Spreadsheets provide access to the same real-time rates for the custom list of products and competitors on your online RateShop report. Rates refresh on demand with information updated in the last 24 hours for your competitors.

You may copy, paste, sort and add calculations as you would with any other spreadsheet.



Do-It-Yourself Customization

Loan Type	Advanced FCU	Alaska USA FCU	CU 1	MHC FCU	Manassas Valley FCU	Northern Sales FCU	Northern FCU	Norwest FCU	TruNorth FCU	Total
Consumer	4.66	5.56	4.67	3.99	4.73	4.38	2.44	2.85	4.30	4.59
Auto	3.33	3.41	2.83	3.99	3.58	2.99	2.44	2.85	2.73	3.13
New Car - 35 Mo	2.98	3.35	2.81	3.99	3.49	3.99	2.39	2.81	2.74	3.07
New Car - 48 Mo	3.21	3.33	2.81	3.99	3.49	3.99	2.39	2.81	2.74	3.00
New Car - 60 Mo	3.41	3.33	2.81	3.99	3.49	3.99	2.39	2.81	2.74	3.13
New Car - 72 Mo	3.74	3.66	3.85	3.99	3.74	3.99	2.39	2.81	2.74	3.21
Used Car - 18 Mo	2.95	3.35	2.81	3.99	3.49	3.99	2.39	2.81	2.74	3.08
Used Car - 36 Mo	3.21	3.33	2.81	3.99	3.49	3.99	2.39	2.81	2.74	3.11
Used Car - 60 Mo	3.41	3.33	2.81	3.99	3.49	3.99	2.39	2.81	2.74	3.14
Used Car - 72 Mo	3.74	3.66	3.81	3.99	3.74	3.99	2.39	2.81	2.74	3.22
Boat	4.93	5.50	4.69	3.99	4.93	4.39	4.31	4.49	4.31	4.54
New Boat - 60 Mo	4.91	5.50	4.49	3.99	4.91	4.39	4.31	4.49	4.31	4.54
Credit Card	9.40	10.50	10.45		7.23	9.33	10.40	9.95	9.90	9.92
Credit Card Classic	7.99	10.50	11.95		7.99	10.50	12.40	9.95	9.90	10.84
Credit Card Platinum	8.99	10.50	8.95		8.99	9.95	7.94	9.95	9.90	9.90
Rewards Credit Card	9.90						10.40			9.65
IR	3.62	3.00	4.49	3.99	4.50	4.39	5.49	5.23	3.47	4.89
New IR - 60 Mo	3.62	3.00	4.49	3.99	4.50	4.39	5.49	5.23	3.47	4.89
Unsecured	15.50	7.99			11.90		7.74		11.90	10.61
Unsecured - 35 Mo	13.90	7.99			11.90		7.74		11.90	10.61
Real Estate	5.13	7.08	4.51		4.28	4.33	4.68	5.44	10.80	5.98
Home Equity	5.89	7.08			4.25	4.33	4.25	5.44	10.80	6.14
Home Equity - 10 Yr	6.02	8.14								7.08
Home Equity - 15 Yr	6.07	8.14					3.90			6.70
Home Equity - 20 Yr	5.48	7.54								6.15
Home Equity - LOC	4.00	4.90			0.28	2.75	4.23	1.44	10.02	5.83
Mortgage	4.96		4.51		6.63		4.89			5.00
15 Yr Fixed	3.90		4.21		5.08		4.48			4.48
20 Yr Fixed	3.96		4.58		6.01		4.48			5.25
30 Yr ARM	4.93									4.59
30 Yr Fixed	3.96		4.03		5.91		5.90			5.32
50 ARM	4.17									4.72
70 ARM	4.83									4.63
Total	4.88	5.92	4.64	3.99	4.62	4.37	4.84	3.99	5.36	4.79

RateShop Premium Spreadsheet

Premium Spreadsheets include . . .

HI/Low Trends - Graphics to illustrate who is higher or lower than you.

Historical Trends - Compare your rates to your competitors on a daily, weekly, monthly, quarterly or annual basis.

Advanced Customization - RateShop can set up your Premium Spreadsheet to include all the data and calculations to update with current data when you open it data.*

More Data, More Customization

RateShop Premium Plus with Power BI

Premium Plus integrates RateShop with Microsoft Power BI and Power Automate to deliver custom dashboards, spreadsheets and other reports.

Insightful Dashboards and Graphics

Streamline and automate your repricing process with Premium Plus. Create dashboards and reports to have all your pricing information and calculations at your fingertips.

Premium Plus also works with AWS Quicksight, SAP Business Objects and other business intelligence platforms.

Turn Outdated into Automated

